


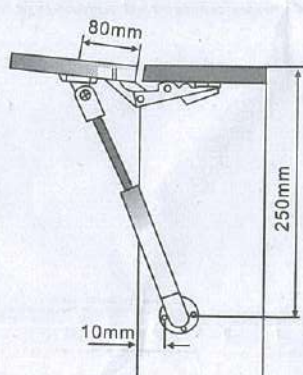
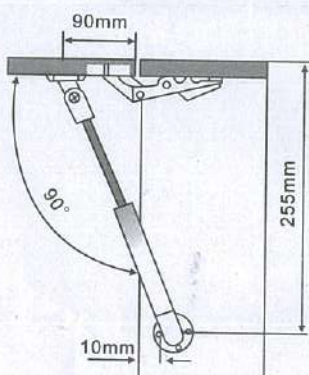
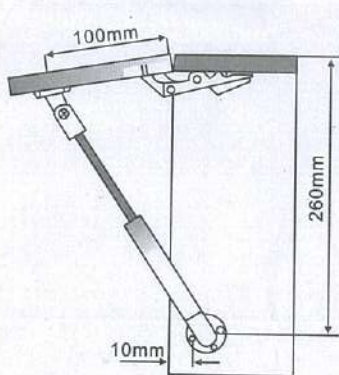

APEX GAS SPRING INSTALLATION



GAS SPRING:

Loading: 8/10/12/15/20kg

Simple installation of GAS SPRING – suitable
for wood door and aluminium-frame



WARNING!

a: Please do not use lubricating oil or similar. It could affect the function of the gas spring. Please screw on the fixing-plates well aligned onto the side-panel/door.

b: In normal pressure, gas spring should be used within the following temperature:

1. Maximum temperature can not exceed 45°C
2. Minimum temperature can not exceed minus 25°C